

CONTENTS

Unit One

People and Culture

Lesson One: Family Traditions

7

Lesson Two: Holidays and Celebrations

12

Lesson Three: Taking Care of My Teeth

18

Lesson Four: I Want to Be a Vet

20

Lesson Five: Dairy Farmer

26

Lesson Six: We Have Rights

32



Unit Two

Water on Earth

Lesson One: A Place to Live On

36

Lesson Two: Earth is a Watery Place

Lesson Three: Rivers are Important

41

Lesson Four: The River Nile

46

Lesson Five: The Ancient Egyptians

53

Lesson Six: Seafood Industry

57

63



CONTENTS

Unit Three

Our Earth Landforms

Lesson One: Earth Landforms

67

Lesson Two: The Desert

72

Lesson Three: Living in The Desert

75

Lesson Four: World Continents

79

Lesson Five: At the Airport

81

Lesson Six: Staying Healthy When it

is Hot Outside

85



Unit Four

People and Places

Lesson One: Africa

90

Lesson Two: Staying Healthy in Winter

103

Lesson Three: Trees Are For You

106



Unit Two

Water on Earth



Lesson One: A Place to Live On

Do you know where you live?

You, your family, your friends and all people live on a small blue planet named **Earth**.

Vocabulary

Planet

Earth

Survive

Breathe



Earth has its neighbors as well. The third planet from the Sun is your home.



The Earth is the only planet that we can live on. Allah has created the earth as a good place for us to live on.

Lesson One: A Place To Live On

Before You Read:

- How long can you hold your breath?
- How long can you **survive** under water without air?



Can plants or animals live without air?

We live on Earth because Earth has air. We need to **breathe** air to live. If there is no air on earth, no animal or plant can live.

Can people, animals or plants live without water?



Earth has water. If Earth did not have water, no life would be on it. We all breathe the same air and drink the same water. Water is continually moving around, through and above the Earth.

Lesson One: A Place To Live On

Think:

- How would the sky be without the beautiful stars and the bright moon?



If we do not have the shiny stars and the beautiful moon, our nights would be so dark

Earth is a home for us, plants, and animals. Allah has made the conditions on Earth just right for life.



People



Plants



Animals

Save The Earth



It's the good earth, where we all live,
It's our earth which has so much to give.



The tree is a place for the bird's birth,
Let us work together to save our Earth.



The sea is a home for a fish,
Let's work together to save the sea for the fish.



Lesson Two: Earth is a Watery Place



Vocabulary

Ocean

Sea

Lake

Gulf

River

- Did you know that the Earth is a very wet place?
- Where did all this water come from?
- Study the picture below.



How much of the planet is water?

The earth is the only known planet with huge bodies of water. Seventy percent of its surface area consists of oceans, lakes, and seas surrounding huge bodies of land.

Lesson Two: Earth is a Watery Place



This is the biggest body of water on earth. It is an Ocean. Ocean water is too salty to drink. Most of earth's water is in the oceans.



This is a sea. A sea is a large body of salty water that is often connected to an ocean.

Lesson Two: Earth is a Watery Place



This is a **Gulf**. It is called the Arabian Gulf. A gulf is a part of the ocean (or sea) that is partly surrounded by land.



This is a **river**. A river is a large, flowing body of water that usually empties into a sea or ocean.

Lesson Two: Earth is a Watery Place



This is a **lake**. Most lakes contain fresh water. A lake is a large body of water surrounded by land on all sides.



Lesson Three: Rivers are Important

Rivers provide us with food, energy, recreation, transportation routes, and water for plants and for drinking.

1- Rivers carry water.



Rivers carry water to areas all around the earth.

2- Rivers are home and food for animals.



Rivers provide home and food for many animals.

Birds eat small fish from the river.



Lesson Three: Rivers are Important



In Africa, animals such as antelopes, lions and elephants go to rivers for water to drink.

3- Rivers provide travel and recreation for people.

Waterways are necessary for shipping. All the fun we have, swimming and boating, is because of water.



4- Rivers are important for farmers.



Farmers use rivers to water their plants.

Lesson Three: Rivers are Important

What are the people in the picture below doing?



4- Rivers provide us with food.



Many fish that we eat come from rivers.

Save The Earth

We need water for showers, and to clean our clothes and clean our houses.



We need water to drink and to water trees. We need water to put out fire.



All water starts out good, but it can be filled with unhealthy things which make people and animals sick. So we should not put waste into our waterways.



Lesson Four: The River Nile

The River Nile is the longest river in Africa and in the world.



Where is the River Nile?

The River Nile is in Africa. It flows through **Egypt** and finally draining into the **Mediterranean Sea**. Egypt is an Arab country. The Nile enters Egypt from Sudan which is an Arab country as well.

What are the two main rivers that flow into the River Nile?

The River Nile is formed from the **White Nile** and the **Blue Nile**.

Where is the source of the River Nile?

Every river has a 'source', a place where the river begins its journey. The source of a river is usually found in high places such as hills or mountains. A river can have more than one source. **Lake Victoria**, Africa's biggest lake, is generally thought of as the source of the River Nile.

Lesson Four: The River Nile

Egypt is mainly made up of hot deserts and receives little rain. Without the River Nile, the area would be a desert. Egypt depends on the Nile for water, food and transportation. The Nile is a home for Fish, birds and crocodiles.



This animal is the Nile crocodile.

Remember


The Nile River is the longest river in the world.

The Nile flows into the Mediterranean Sea.

The largest source of the Nile is Lake Victoria.

Lesson Five: The Ancient Egyptians

Long time ago lived in Egypt people who we call the **Ancient Egyptians**. Many of things that they built still stand today. The Ancient Egyptians lived along the banks of the river Nile in Egypt. The Nile also provided the ancient Egyptians with good land which helped them to grow their **crops** and raise their animals.



The people in Ancient Egypt divided Egypt into two areas. The **red land** which was mainly a desert. The **black land** which was the good land (near the Nile River) where the ancient Egyptians grew their crops.

What did the Ancient Egyptian eat?

The River Nile helped the Ancient Egyptians to water their land and to grow wheat which they made into bread. The Egyptians also ate meat. You could go to a butcher shop and buy meat there, just as people do today. Egyptians liked to eat dates as well. The Egyptians grew watermelons, and other kinds of melon.



Lesson Five: The Ancient Egyptians



Egyptian Pyramids

The ancient Egyptians built **pyramids** as **tombs** for their kings who were called the **Pharaohs**. Pharaohs were very strong kings.

King Tut

King Tut was one of ancient Egypt's Pharaohs. Tut was only nine years old when he became Pharaoh. He was only 18 years old when he died.



Lesson Six: Seafood Industry

What are the people in the picture below carrying?

Vocabulary

Canned

Industry

Pay

Sell

Make money



Do you like fish?

What kind of fish do you like to eat?



Canned



Fresh



Frozen

Lesson Six: Seafood Industry

Mr. Yousif is a fisherman. He uses nets to catch fish. He has a boat and sets to sea early in the morning to catch fish. He **sells** his fish to the seafood **industries**.



Mr. Ibraheem has a seafood industry. He buys fish from Mr. Yousif. He **pays** him money for his fish.



Many workers work in Mr. Ibraheem`s industry. He pays them money for their work. The workers clean the fish, cook it and put it in cans. They also clean some fish and keep it frozen to sell.

Lesson Six: Seafood Industry



Mr. Jabir is a shopkeeper. He buys fish from the seafood industry and sells it to people.



Mr. Ibraheem, Mr. Yousif and Mr. Jabir **make money**. They all buy and sell things.

Aesop's Fable

The Fisherman and the Little Fish



A small gain is worth more than a large promise.

A poor Fisherman, who lived on the fish he caught, had bad luck one day and caught nothing but a very small fish. The Fisherman was about to put it in his basket when the little Fish said:

"Please let me go, Mr. Fisherman! I am so small it is not worthwhile to carry me home. When I am bigger, I shall make you a much better meal."

But the Fisherman quickly put the fish into his basket.

"How foolish I should be," he said, "to throw you back. However small you may be, you are better than nothing at all."

Lesson Six: Doctors Help Us and Heal Us

Doctors are important community helpers. They help us when we are sick. They help us stay healthy and fit.



Vocabulary

Heal

Sick

Hospital

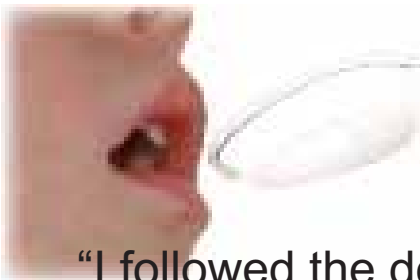
Instructions

"Last week I felt **sick**. My mother felt my head, and it felt warm. My mother took me to the **hospital** to see the doctor."

"There were many people who work at the hospital. They were kind and helpful."



"The doctor told me that I had a flu. My father had a flu and it spread to me. The doctor gave me medicine to make me well."



"I followed the doctor's **instructions** and felt better"

Lesson Six: Doctors Help Us and Heal Us



Safety Instructions:

1- I do not take medicine by myself.

Who should give me my medicine?

1- My parents.

2- School Nurse.

3- Doctors.

2- My parents should be sure that the medicine I take is new.



Across the Curriculum Activities

Activity One: Business and money

Who makes more money?



- 1
- 2
- 3
- 4
- 5

1	The worker
2	The fisherman
3	The industry manager
4	The shopkeeper
5	The industry owner

Who earns the least money?

Who earns the most money?

Across the Curriculum Activities

Activity Two: Life Skills

Fresh Meat Market

Beef, chicken, lamb, and turkey are different kinds of meat sold in the Fresh Meat Market. You can find different kinds of fresh seafood in the Fresh Meat Market. The pictures below are of different kinds of food you can buy from the Fresh Meat Market. Circle the items that you like most. Compare your choice with your partner's.



Across the Curriculum Activities

Activity Three: Citizenship



We treat our Flag with Respect

Every country has its own flag. Your flag always represents your country and shows how strong and great your people are.

- Read how students from different parts of the world show respect for their flags.

"During the National Anthem we stand and act with respect."



"We show love, **honor**, and respect for our country as well as for our flag."


Across the Curriculum Activities

“In my country, when the flag is presented, we **salute**. If we are seated, we stand.



Do you follow the same practice in your country?

Draw your flag in the box below.



We are Honorable and Respectful Citizens

I love, honor and show respect for my country .



I have a sense of pride and love for my country.



Because I love my country, I keep my community clean.



I honor my flag, and stand up for what's right and good about my country.



We are Honorable and Respectful Citizens



“We are a very large and important part of our countries` make up. We trust that our countries will protect us as best as they can.”



Role Play : At A Restaurant



Waiter: Good evening. Are you ready to order?

You: Yes, please. I'd like a fish sandwich.

Waiter: OK. And what would you like to drink? Would you like to drink some soda?

You: No soda please. I would rather take fresh orange juice, please.

Waiter: Would you like anything else?

You: No, that's all for now. Thank you.

Waiter: OK, your order will be ready in ten minutes.

Unit Three

Our Earth Landforms



Lesson One: Earth Landforms



Vocabulary

Landform

Valley

Mountain

Peninsula

Can we live on the sea or under the ocean?

Our earth has good places that we can live on. Earth has different **landforms** that different people live on.



This **mountain** is in Lebanon. Lebanon is an Arab country. A mountain is a very tall high, natural place on Earth. It is higher than a hill.

Lesson One: Earth Landforms



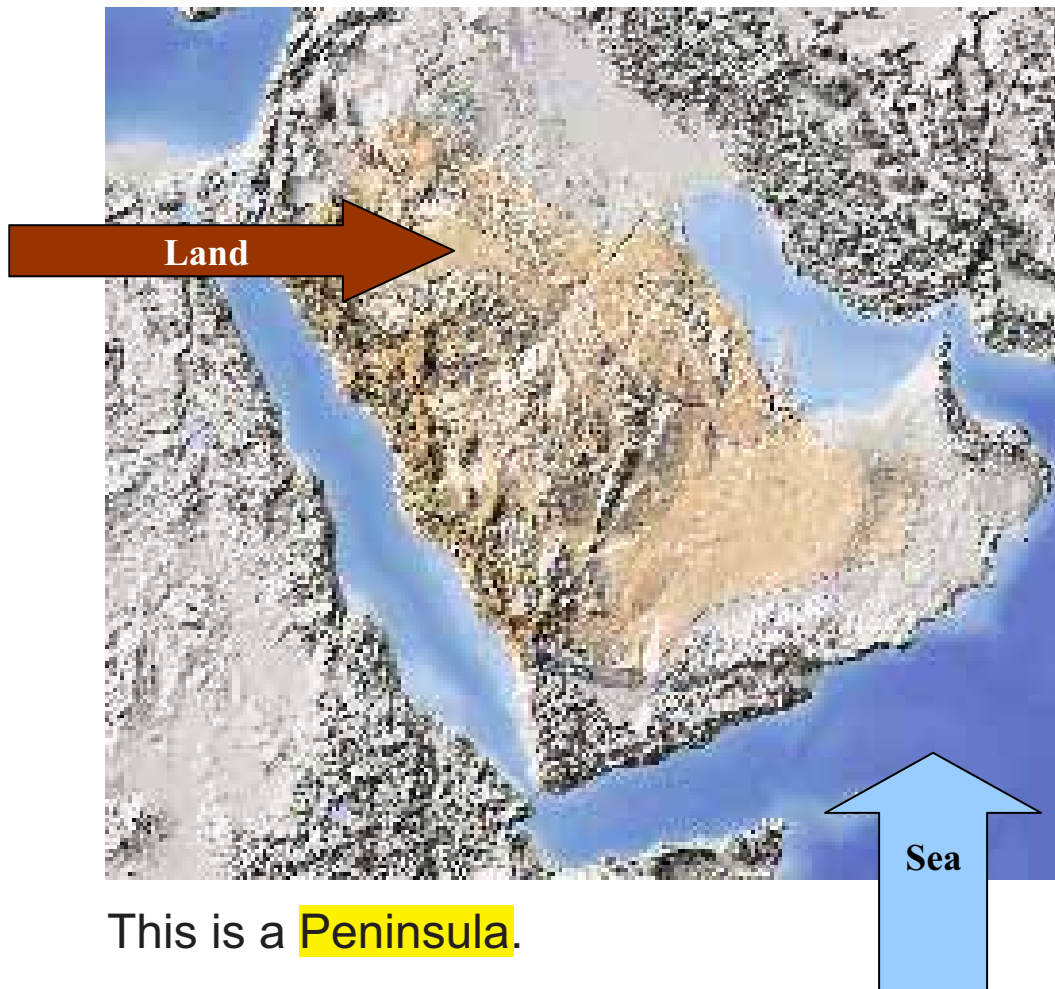
This is a **valley**. It is called Jordan Valley. It is in Jordan. Jordan is an Arab country. A valley is a low place between mountains.

Follow Directions:

- Draw a red X on the mountain you see in the picture below.
- Draw a green X on the valley.
- What is number 3?



Lesson One: Earth Landforms



This is a **Peninsula**.



A peninsula is a body of land that is surrounded by water on three sides. Saudi Arabia is a peninsula.



Lesson Two: The Desert



Vocabulary

Desert

Dry

Rainfall

Rarely

Sandstorm

This **desert** is in the United Arab Emirates. It is part of a bigger desert.

What is a desert?

A desert is a large **dry** land with little **rainfall**.

- Look at the picture below. Then write three sentences about the desert below.



Lesson Two: The Desert

Weather in the Desert

In the daytime the desert is very hot because it **rarely** rains. In winter, the nights are cold because there are no clouds to keep the warm air in.

Sandstorms:

A **sandstorm** is a storm which carries sand through the air.

Why is it hard to live in the desert?

Deserts are very dry places. Some of them get less than 10 inches of rain in a whole year. Some years there might be no rain at all.

Water is the main need for people, plants and animals. Desert lacks rainfall so there is little water in the deserts. People and animals simply can not go without water.



Living in the desert is very hard because:

- 1- There is little water.**
- 2- There is little food.**
- 3- The weather is very hot in day time and very cold during the night.**




Lesson Three: Living In The Desert

People of the Desert:

People have lived in the desert for thousands of years. Most of the people living in the desert are **nomads**, which means that these people are always moving from place to place. They constantly travel in search for food and water for themselves and their animals.

Vocabulary

Nomads
Attractive
Rocks
Condition
Shortage



Deserts nowadays are **attractive** places for people to visit and to camp.

What can they do there?

- They might sleep on the sand.
- They might climb **rocks**.
- They can watch the moon rising in the evening and the sun setting in the evening.





People can travel in the desert using jeeps.

Lesson Three: Living In The Desert

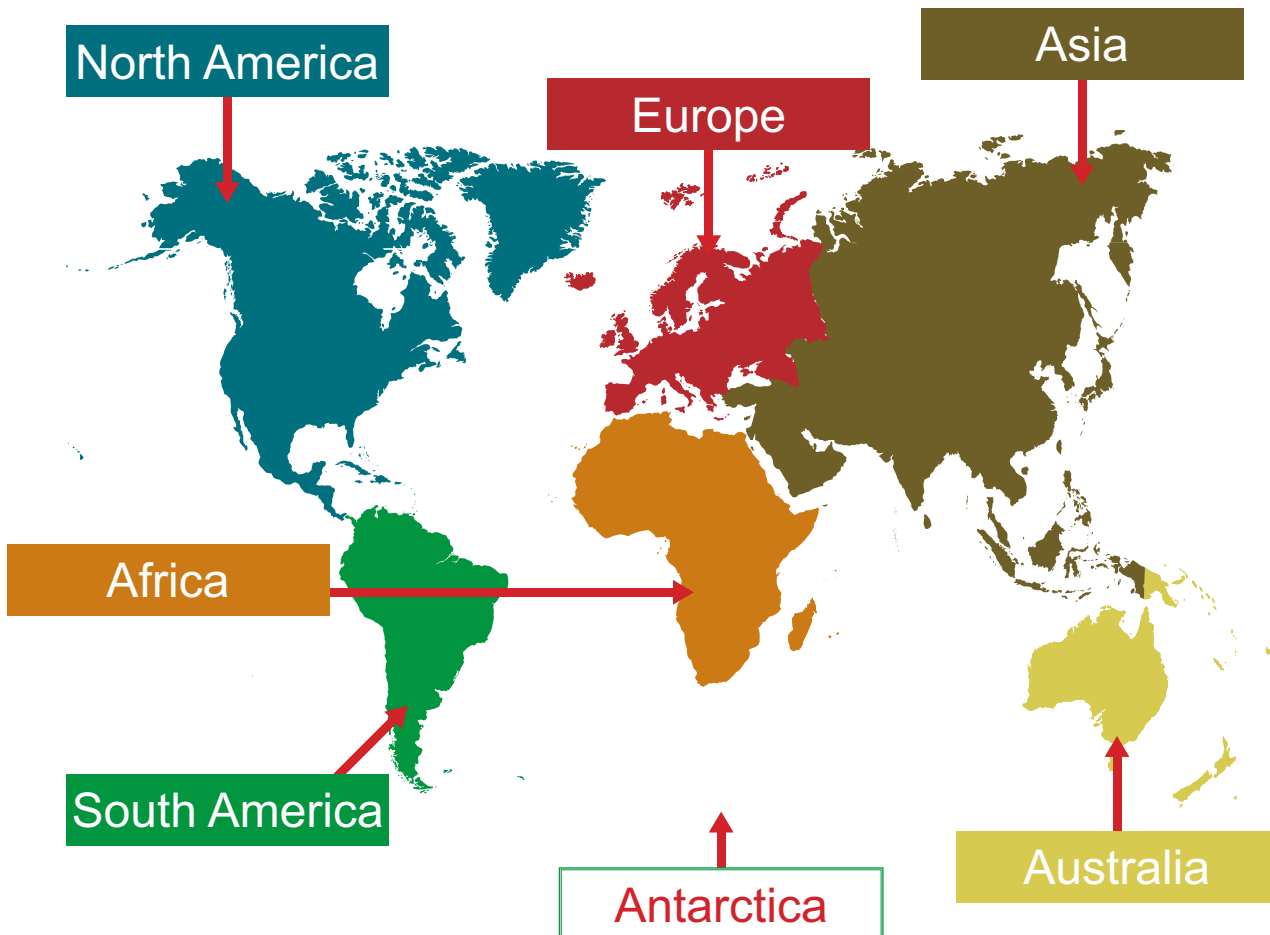
Desert animals and plants:

Because of the dry **conditions**, there is limited plant and animal life in deserts. Different animals live in the different types of deserts. Animals that live in the desert cope with the lack of water, the hot weather, and the **shortage** of food.



Lesson Four: World Continents

The **continents** are the great land masses of the earth. There are seven continents on Earth now. Can you name them?



Lesson Four: World Continents

The seven continents are Africa, Antarctica, Asia, Australia, Europe, North America, and South America.

Remember



Lesson Four: World Continents

Map skills:

A map could be a drawing which shows places and areas. The map below is of Australia. Australia is a continent.

- Look at the map. Then answer the questions below.



- a- How many colored areas are shown on the map?
- b- What is the color of Western Australia?
- c- What is the color of South Australia?

Lesson Four: World Continents

Activity: Write the name of each continent on the map below.



Activity:

- Write the name of your continent on the map below. Write the name of the continent you would like to travel to.



Lesson Five: At the Airport



Vocabulary
Destination
Purchase
Travel agency
Passport
Luggage

Have you ever flown for a vacation?

Why do people prefer to fly to their vacation **destination** or for business?



Riding in an airplane is a great way to travel because it is fast and easy.

What is the thing you see in the picture below?




This is an airline ticket.

Where can people **purchase** plane tickets?

Lesson Five: At the Airport

Plane tickets can be purchased online, by phone, or through a **travel agency**.

What can you see in the picture bellow?



You can not leave your country or enter any country without your **passport**. Your passport should be stamped when you leave or enter any country.



This is the **luggage** cart. This luggage is going to be put on the plane.

Lesson Five: At the Airport



This is the waiting area where travelers wait until they are called to board the plane.



This is a check-in area where travelers check-in their luggage and tickets.

Remember:

You need a passport, an airline ticket and money to travel from one place to another.

Lesson Five: At the Airport

Activity: Draw an X on the pilot's Cockpit.



“I can be a pilot.”

Lesson Six: Healthy Summer



Vocabulary

Sunscreen

Sun rays

Shock

Depth

Summer is every child's favorite season. Most kids are out of school, they spend great time enjoying summer activities. Although you should make every effort to keep your body safe year-round, it is very important to keep your body safe in the summer because sun and summer heat might put your health and safety at risk.



Always wear **sunscreen**. Don't forget that your eyes need protection from sun **rays**.

Lesson Six: Healthy Summer

Drinking up is an important part of staying healthy, especially when it's hot outside.

- Drink much water and juice. Do not wait until you are thirsty. Your body needs water when you are **sweating**.



Eat summer fruits because they have plenty of water.



Staying safe in Swimming Pools:



- 1- Always have an adult watch you when you are in the pool.
- 2- Test the pool's water before you swim in. Cold water can **shock** your body.
- 3- Walk slowly in the pool area. Don't run.
- 4- Swim at a depth that is safe for you.
- 5- Don't chew gum or eat while you swim.

Across the Curriculum Activities

Activity One: People and culture



Noaf the Bedouin Girl

Directions: Write the correct number of each sentence below in the right box under each picture to learn about Noaf's culture.



- 1- This is our servant. His name is Dahash. He made Arabian coffee on fire.
- 2- My father fetches our water from the well. There is little water in the desert.
- 3- My father buys us food and clothes from the town.
- 4- My father loves his camel because he can rely on it when traveling in the desert. The camel can live and move in the desert easily.
- 5- My mother cooks food for us and for our guests.
- 6- Every year my mother visits her family who lives in another area in the desert.

Across the Curriculum Activities

Activity Two: History

Write the correct number of each sentence under the correct picture.




1- Wilbur Wright and his brother spent a great deal of time observing birds in flight. They noticed that birds change the shape of their wings to fly high in the sky. They believed that they could use this way to invent an airplane.

2- The Wright Brothers had spent many years doing tests before they finally made the first successful, powered, piloted flight in history.

Across the Curriculum Activities

Activity Three: Science and Technology

The pictures below are of old airplanes and modern ones. Circle each picture that shows an old airplane.



We Are Respectful Friends

I respect others and try my best to be kind to them, regardless of our differences.




Every person counts, no matter where he lives, who he might be, or what country he represents.



I correct my friend's negative behavior by being respectful myself.



We Are Respectful Friends



Yelling, cursing, grabbing and shouting over are all acts of disrespect. We always use respectful language. Respectful behavior is something that we want to do without any reward in return.

